


Driver Installation Instruction

- 1 . First, install the driver “PL2303_Prolific_DriverInstaller_v110.exe”
- 2 . Then connect USB
- 3 . If the new COM port is found in computer setting manager, but it displays an exclamation mark

 Prolific USB-to-Serial Comm Port (COM3)

please copy these two files





ser2pl.sys
系统文件
49 KB



serenum.sys
系统文件
16 KB

to the following folder to overwrite

the original file.

 C:\WINDOWS\system32\DRIVERS\ser2pl.sys
 C:\WINDOWS\system32\DRIVERS\serenum.sys

- 4 . Re-plug the USB
- 5 . If it points out that there is file lost during the driver installation, please select



ser2pl.sys
系统文件
49 KB